

Disposable respirator REFIL 641
Valved
with activated carbon layer
EN 149+A1 FFP2 NR

The respirator protects against solid and liquid aerosols up to **12 x the OEL** (Occupational Exposure Limit), against poisonless gases and vapours below OEL concentration and against ozone relief. Respirator does not protect the wearer in atmospheres containing oxygen concentration lower than 17% in volume.

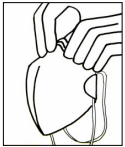
Check if the respirator is not damaged prior to wearing.

Discard and replace respirator if it becomes damaged or if breathing becomes burdensome.

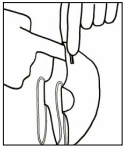
The respirator should not be cleaned; it is for single shift usage.

The effective live of the respirator is dependent upon the aerosol concentration and physical exertion.

Instructions for use:



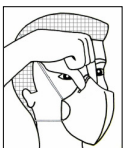
1. Open the respirator by outstretching respirator noseclip.



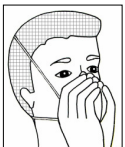
2. Preform noseclip by gently bending according to the picture.



3. Position the respirator under your chin with the noseclip up and pull the straps over your head.



4. Mould the noseclip to the shape of your nose by pressing it between your fingers.



5. Check the fit of respirator. Inhale sharply. However, should you detect the ingress of air improve respirator tightness by:
 - correcting the respirator position
 - readjusting the nose piece
 - correcting the position of the straps.

The respirator should not be worn by persons, whose facial contours, deep scars or other features prevent an adequate seal being formed between respirator and face.